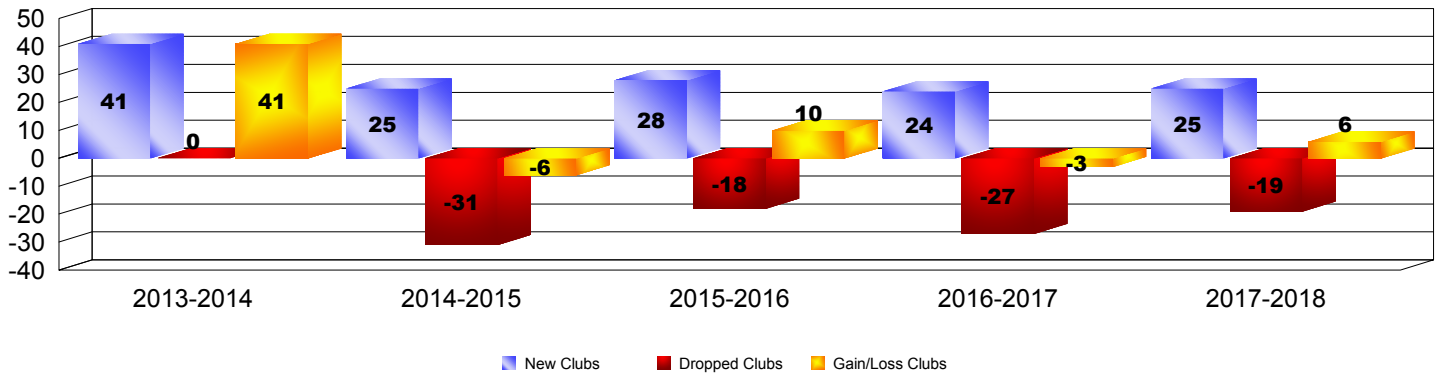
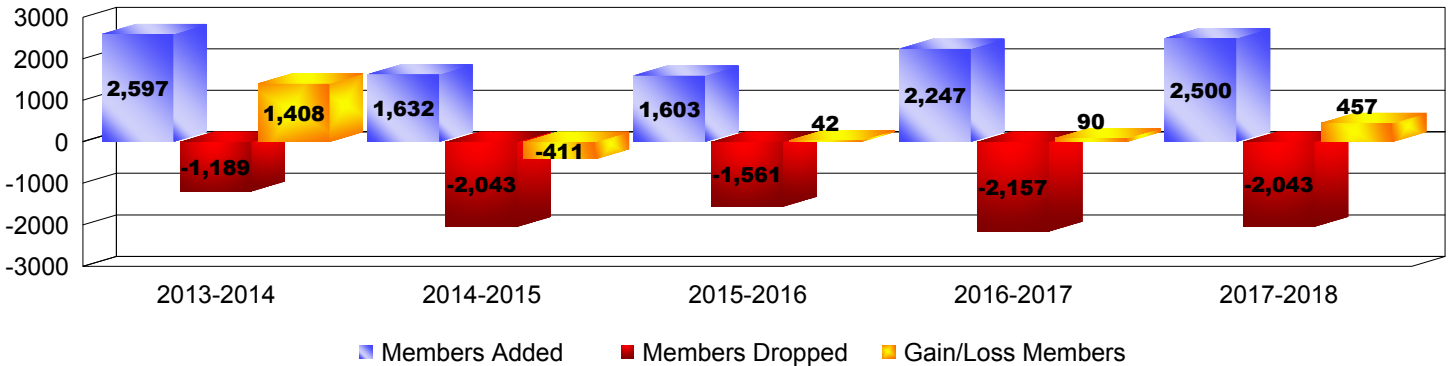


| Year | New Clubs | Dropped Clubs | Gain/Loss Clubs | New Members | Charter Members | Reinstate Members | Transfer Members | Total Member Added | Total Members Dropped | Gain/Loss Members |
|----------------|-----------|---------------|-----------------|-------------|-----------------|-------------------|------------------|--------------------|-----------------------|-------------------|
| 2013-2014 | 41 | 0 | 41 | 1459 | 1040 | 80 | 18 | 2597 | -1189 | 1408 |
| 2014-2015 | 25 | -31 | -6 | 935 | 614 | 66 | 17 | 1632 | -2043 | -411 |
| 2015-2016 | 28 | -18 | 10 | 750 | 704 | 136 | 13 | 1603 | -1561 | 42 |
| 2016-2017 | 24 | -27 | -3 | 1426 | 622 | 174 | 25 | 2247 | -2157 | 90 |
| 2017-2018 | 25 | -19 | 6 | 1384 | 815 | 284 | 17 | 2500 | -2043 | 457 |
| Average | 29 | -19 | 10 | 1191 | 759 | 148 | 18 | 2116 | -1799 | 317 |

Clubs




Members



Membership Composition

June 2018 Cumulative



Gender Comparison

June 2018 Cumulative

